



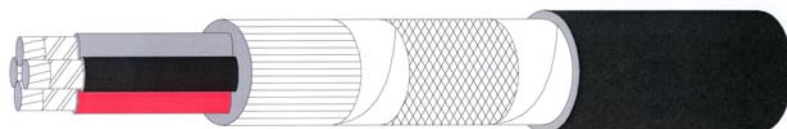
## FlexFlame BFOU 0,6/1kV P5/P12 Power cable

Fire resistant, flame retardant halogen-free power cable. Mud resistant

### BFOU 0,6/1kV

MGT/EPR/EPR/TCWB/EVA

NEK 606 CodeP5/P12



Operating temperature : 90°C  
Operating Voltage : 0,6/1kV

#### Application

Fixed installation for power, control and lightning in both EX- and safe areas, emergency and critical systems where requirement for fire resistance exists. For installations in areas exposed to MUD and drilling/cleaning fluids.

#### Standards applied

IEC 60092-353	- Design
IEC 60228 class 2	- Conductor
IEC 60092-351	- Insulation
IEC 60092-359	- Sheath
IEC 60332-1	- Flame Retardant
IEC 60332-3-22	- Flame Retardant
IEC 60331-21	- Fire Resistant
IEC 60754-1,2	- Halogen Free
IEC 61034-1,2	- Low Smoke

#### Construction

	Code Letter	
<b>Conductor</b>		Tinned stranded circular copper, IEC 60228 class 2
<b>Insulation</b>	<b>B</b>	Mica-tape + EP-rubber, IEC 60092-351 (EPR)
<b>Lay up / Shielding</b>		Cores laid up in concentric layers
<b>Inner covering</b>	<b>F</b>	Flame retardant and halogen-free thermoplastic compound
<b>Tape over bedding</b>		PET tape
<b>Armour/screen</b>	<b>O</b>	Tinned copper wire braid
<b>Tape over armour/screen</b>		PET tape
<b>Outer sheath</b>	<b>U</b>	Flame retardant, halogen-free and mud resistant thermoset compound, SHF2 (IEC 60092-359)
<b>Marking text</b>		E.g. "meter" "år" DRAKA NORSK KABEL BFOU 0,6/1kV P5/P12 3 x 25/16 mm <sup>2</sup> FLEX - FLAME IEC 60331-21 IEC 60332-3-22 ETL Classified No. 3067229
<b>Outer sheath colour</b>		Black



## FlexFlame BFOU 0,6/1kV P5/P12 Power cable

### Core identification power cables

Single core	Grey (Offwhite)
Two cores	Grey (Offwhite) - Black
Three cores	Grey (Offwhite) - Black - Red
Four cores	Grey (Offwhite) - Black - Red - Blue
Five cores	Grey (Offwhite) - Black - Red - Blue - Black
Above five cores	Black numbers on white base
Separate earth core	Yellow/green

G / x in cable description G = one of the core are yellow/green - x = no yellow/green core

### Range and dimensions

Number of elements	Cross section core, mm <sup>2</sup>	Cross section screen, mm <sup>2</sup>	Conductor Diameter, mm	Insulation Thickness, mm	Thickness Bedding, mm	Diameter bedding, mm	Diameter Braid Wire, mm	Thickness Outer Sheath, mm	Diameter outer sheath, mm	Weight of Cable Approx. (Kg/Km)	Copper content Approx. (kg/km)
1	16	4	5.15	1.0	1.1	10.0 ± 0.8	0.2	1.2	13.0 ± 0.8	370	196
1	25	6	6.45	1.2	1.1	11.5 ± 0.8	0.3	1.3	15 ± 0.8	530	311
1	50	6	9.0	1.4	1.1	15 ± 0.8	0.3	1.4	18.5 ± 0.8	860	546
1	70	6	10.85	1.4	1.1	16.5 ± 0.8	0.3	1.4	20.5 ± 1	1100	735
1	95	10	12.60	1.6	1.1	18.5 ± 0.8	0.3	1.5	23 ± 1	1420	985
1	120	10	14.20	1.6	1.2	20.5 ± 1	0.3	1.6	25 ± 1	1730	1224
1	150	10	15.90	1.8	1.2	23 ± 1	0.3	1.7	27.5 ± 1	2100	1510
1	185	10	17.70	2.0	1.2	25 ± 1	0.3	1.7	29.5 ± 1	2500	1837
1	240	16	20.15	2.2	1.2	28 ± 1	0.3	1.8	33 ± 1.5	3170	2371
1	300	16	22.60	2.4	1.2	31 ± 1.5	0.3	1.9	36 ± 1.5	3890	2975
2	1.5	4	1.6	1.0	1.1	10 ± 0.8	0.2	1.2	13 ± 0.8	285	80
3G	1.5	-	1.6	1.0	1.1	10.5 ± 0.8	0.3	1.3	14.5 ± 0.8	360	125
4G	1.5	-	1.6	1.0	1.1	11.5 ± 0.8	0.3	1.3	15.5 ± 0.8	410	155
3	1.5	6	1.6	1.0	1.1	10.5 ± 0.8	0.3	1.3	14.5 ± 0.8	360	125
4	1.5	6	1.6	1.0	1.1	11.5 ± 0.8	0.3	1.3	15.5 ± 0.8	410	155
5	1.5	6	1.6	1.0	1.1	13 ± 0.8	0.3	1.4	16.5 ± 0.8	480	169
7	1.5	6	1.6	1.0	1.1	14 ± 0.8	0.3	1.4	18 ± 0.8	560	214
12	1.5	10	1.6	1.0	1.2	18.5 ± 0.8	0.3	1.6	23 ± 1	830	316
19	1.5	10	1.6	1.0	1.2	22 ± 1	0.3	1.7	26.5 ± 1	1130	438
27	1.5	16	1.6	1.0	1.2	26.5 ± 1	0.3	1.9	31.5 ± 1.5	1500	574
37	1.5	16	1.6	1.0	1.4	30 ± 1.5	0.3	2	35.5 ± 1.5	1950	738
5G	1.5	-	1.6	1.0	1.1	13 ± 0.8	0.3	1.4	16.5 ± 0.8	480	169
32	1.5	16	1.6	1.0	1.4	29 ± 1	0.3	2	34.5 ± 1.5	1800	668
7G	2.5	-	2.0	1.0	1.1	15 ± 0.8	0.3	1.4	19 ± 0.8	640	276
2	2.5	6	2.0	1.0	1.1	11 ± 0.8	0.3	1.3	14.5 ± 0.8	370	129



## FlexFlame BFOU 0,6/1kV P5/P12 Power cable

Number of elements	Cross section core, mm <sup>2</sup>	Cross section screen, mm <sup>2</sup>	Conductor Diameter, mm	Insulation Thickness, mm	Thickness Bedding, mm	Diameter bedding, mm	Diameter Braid Wire, mm	Thickness Outer Sheath, mm	Diameter outer sheath, mm	Weight of Cable Approx. (Kg/Km)	Copper content Approx. (kg/km)
3G	2.5	-	2.0	1.0	1.1	11.5 ± 0.8	0.3	1.3	15 ± 0.8	420	168
3	2.5	6	2.0	1.0	1.1	11.5 ± 0.8	0.3	1.3	15 ± 0.8	420	168
4G	2.5	-	2.0	1.0	1.1	12.5 ± 0.8	0.3	1.3	16.5 ± 0.8	470	191
4	2.5	6	2.0	1.0	1.1	12.5 ± 0.8	0.3	1.3	16.5 ± 0.8	470	191
7	2.5	6	2.0	1.0	1.1	15 ± 0.8	0.3	1.4	19 ± 0.8	650	277
12	2.5	10	2.0	1.0	1.2	20.5 ± 1	0.3	1.6	24.5 ± 1	990	425
19	2.5	10	2.0	1.0	1.2	24 ± 1	0.3	1.8	28.5 ± 1	1380	611
27	2.5	16	2.0	1.0	1.4	29.5 ± 1	0.3	2	34.5 ± 1.5	1920	842
37	2.5	25	2.0	1.0	1.4	33 ± 1.5	0.4	2.2	39 ± 1.5	2570	1200
5G	2.5	-	2.0	1.0	1.1	14 ± 0.8	0.3	1.4	18 ± 0.8	570	230
4G	4	-	2.55	1.0	1.1	14 ± 0.8	0.3	1.4	18 ± 0.8	610	263
5G	4	-	2.55	1.0	1.1	15.5 ± 0.8	0.3	1.4	19.5 ± 0.8	700	299
2	4	6	2.55	1.0	1.1	12 ± 0.8	0.3	1.3	15.5 ± 0.8	450	173
3	4	6	2.55	1.0	1.1	13 ± 0.8	0.3	1.3	16.5 ± 0.8	510	209
4	4	6	2.55	1.0	1.1	14 ± 0.8	0.3	1.4	18 ± 0.8	610	263
3G	4	-	2.55	1.0	1.1	13 ± 0.8	0.3	1.3	16.5 ± 0.8	510	209
2	6	6	3.15	1.0	1.1	13 ± 0.8	0.3	1.4	17 ± 0.8	530	209
3	6	6	3.15	1.0	1.1	14 ± 0.8	0.3	1.4	18 ± 0.8	620	280
4	6	6	3.15	1.0	1.1	15.5 ± 0.8	0.3	1.4	19.5 ± 0.8	720	334
3G	6	-	3.15	1.0	1.1	14 ± 0.8	0.3	1.4	18 ± 0.8	620	280
4G	6	-	3.15	1.0	1.1	15.5 ± 0.8	0.3	1.4	19.5 ± 0.8	720	334
5G	6	-	3.15	1.0	1.1	17 ± 0.8	0.3	1.5	21.5 ± 1	880	405
2	10	10	4.05	1.0	1.1	15 ± 0.8	0.3	1.4	19 ± 0.8	680	298
3	10	10	4.05	1.0	1.1	16 ± 0.8	0.3	1.5	20 ± 1	800	389
4	10	10	4.05	1.0	1.1	18 ± 0.8	0.3	1.5	22 ± 1	960	494
3G	10	-	4.05	1.0	1.1	16 ± 0.8	0.3	1.5	20 ± 1	800	387
4G	10	-	4.05	1.0	1.1	18 ± 0.8	0.3	1.5	22 ± 1	960	494
5G	10	-	4.05	1.0	1.2	20 ± 1	0.3	1.6	24 ± 1	1170	600
2	16	16	5.15	1.0	1.1	17.5 ± 0.8	0.5	1.5	22 ± 1	990	497
3	16	16	5.15	1.0	1.1	18.5 ± 0.8	0.4	1.5	23 ± 1	1170	655
4	16	16	5.15	1.0	1.2	20.5 ± 1	0.4	1.6	25.5 ± 1	1400	799
3G	16	-	5.15	1.0	1.1	18.5 ± 0.8	0.3	1.5	22.5 ± 1	1090	583
5G	16	-	5.15	1.0	1.2	23 ± 1	0.3	1.7	27.5 ± 1	1610	896
2	25	16	6.45	1.2	1.2	21 ± 1	0.4	1.6	25.5 ± 1	1340	680
3	25	16	6.45	1.2	1.2	22.5 ± 1	0.3	1.7	27 ± 1	1590	887
4	25	16	6.45	1.2	1.2	24.5 ± 1	0.3	1.8	29.5 ± 1	1930	1116
4G	25	-	6.45	1.2	1.2	24.5 ± 1	0.3	1.8	29.5 ± 1	1910	1091



## FlexFlame BFOU 0,6/1kV P5/P12 Power cable

Number of elements	Cross section core, mm <sup>2</sup>	Cross section screen, mm <sup>2</sup>	Conductor Diameter, mm	Insulation Thickness, mm	Thickness Bedding, mm	Diameter bedding, mm	Diameter Braid Wire, mm	Thickness Outer Sheath, mm	Diameter outer sheath, mm	Weight of Cable Approx. (Kg/Km)	Copper content Approx. (kg/km)
5G	25	-	6.45	1.2	1.2	27.5 ± 1	0.3	1.8	32 ± 1.5	2270	1345
2	35	16	7.65	1.2	1.2	23.5 ± 1	0.3	1.7	28 ± 1	1630	817
3	35	16	7.65	1.2	1.2	25 ± 1	0.3	1.8	30 ± 1.5	1990	1125
4	35	16	7.65	1.2	1.2	28 ± 1	0.3	1.9	33 ± 1.5	2440	1434
4G	35	-	7.65	1.2	1.2	28 ± 1	0.3	1.9	33 ± 1.5	2440	1434
5G	35	-	7.65	1.2	1.4	31 ± 1.5	0.3	2	36.5 ± 1.5	2980	1768
3	50	25	9.0	1.4	1.2	29 ± 1	0.4	1.9	34.5 ± 1.5	2710	1602
4	50	25	9.0	1.4	1.4	32.5 ± 1.5	0.4	2	38 ± 1.5	3350	2033
5G	50	-	9.0	1.4	1.4	36 ± 1.5	0.4	2.2	42 ± 2	4090	2508
4G	50	-	9.0	1.4	1.4	32.5 ± 1.5	0.3	2	38 ± 1.5	3260	1949
2	70	35	10.85	1.4	1.4	31 ± 1.5	0.6	2	37.5 ± 1.5	3120	1756
3	70	35	10.85	1.4	1.4	33 ± 1.5	0.5	2	39 ± 1.5	3730	2347
4	70	35	10.85	1.4	1.4	37 ± 1.5	0.4	2.2	43 ± 2	4550	2926
4G	70	-	10.85	1.4	1.4	37 ± 1.5	0.4	2.2	43 ± 2	4460	2837
5G	70	-	10.85	1.4	1.4	41 ± 2	0.4	2.3	47 ± 2	5380	3503
3	95	50	12.60	1.6	1.4	38 ± 1.5	0.6	2.2	44.5 ± 2	4910	3133
4	95	50	12.60	1.6	1.6	42.5 ± 2	0.5	2.4	49.5 ± 2	6090	3975
4G	95	-	12.60	1.6	1.6	42.5 ± 2	0.4	2.4	49 ± 2	5860	3748
3	120	60	14.20	1.6	1.4	41 ± 2	0.6	2.4	48.5 ± 2	6050	3999
4	120	60	14.20	1.6	1.6	46 ± 2	0.6	2.5	53.5 ± 2.5	7430	5030
4G	120	-	14.20	1.6	1.6	46 ± 2	0.4	2.5	53 ± 2.5	7140	4753
4G	150	-	15.90	1.8	1.6	52 ± 2.5	0.5	2.7	59.5 ± 2.5	8810	5852
4G	185	-	17.70	2.0	1.8	57.5 ± 2.5	0.5	2.9	65.5 ± 3	10810	7248
3	240	120	19.1	2.2	2.0	56.0 ± 2.0	0.7	3.0	65.0 ± 3.0	11700	8601

### Ordering information

Part number	Description	Sheath Colour	EAN No. DNK	EL No.
800200	BFOU 0.6/1kV 1X 16/4mm <sup>2</sup> P5/P12	BLACK	7021528002003	-
800201	BFOU 0.6/1kV 1X 25/6mm <sup>2</sup> P5/P12	BLACK	7021528002010	-
800203	BFOU 0.6/1kV 1X 50/6mm <sup>2</sup> P5/P12	BLACK	7021528002034	1043608
800204	BFOU 0.6/1kV 1X 70/6mm <sup>2</sup> P5/P12	BLACK	7021528002041	1043609
800205	BFOU 0.6/1kV 1X 95/10 P5/P12	BLACK	7021528002058	-
800206	BFOU 0.6/1kV 1X 120/10 P5/P12	BLACK	7021528002065	1043611
800207	BFOU 0.6/1kV 1X 150/10 P5/P12	BLACK	7021528002072	1043612
800208	BFOU 0.6/1kV 1X 185/10 P5/P12	BLACK	7021528002089	1043613
800209	BFOU 0.6/1kV 1X 240/16 P5/P12	BLACK	7021528002096	-
800210	BFOU 0.6/1kV 1X 300/16 P5/P12	BLACK	7021528002102	1043615
800215	BFOU 0.6/1kV 2X 1.5/4 P5/P12	BLACK	7021528002157	1043620
800216	BFOU 0.6/1kV 3G 1.5mm <sup>2</sup> P5/P12	BLACK	7021528002164	-
800217	BFOU 0.6/1kV 4G 1.5mm <sup>2</sup> P5/P12	BLACK	7021528002171	-
800218	BFOU 0.6/1kV 3X 1.5/6 P5/P12	BLACK	7021528002188	1043640
800219	BFOU 0.6/1kV 4X 1.5/6 P5/P12	BLACK	7021528002195	1043660



## FlexFlame BFOU 0,6/1kV P5/P12 Power cable

Part number	Description	Sheath Colour	EAN No. DNK	EL No.
800220	BFOU 0.6/1kV 5X 1.5/6 P5/P12	BLACK	7021528002201	1043705
800221	BFOU 0.6/1kV 7X 1.5/6 P5/P12	BLACK	7021528002218	1043707
800222	BFOU 0.6/1kV 12X 1.5/10 P5/P12	BLACK	7021528002225	1043712
800223	BFOU 0.6/1kV 19X 1.5/10 P5/P12	BLACK	7021528002232	1043719
800224	BFOU 0.6/1kV 27X 1.5/16 P5/P12	BLACK	7021528002249	1043727
800225	BFOU 0.6/1kV 37X 1.5/16 P5/P12	BLACK	7021528002256	-
800226	BFOU 0.6/1kV 5G 1.5mm <sup>2</sup> P5/P12	BLACK	7021528002263	-
800227	BFOU 0.6/1kV 32X 1.5/16 P5/P12	BLACK	7021528002270	-
800228	BFOU 0.6/1kV 7G 2.5mm <sup>2</sup> P5/P12	BLACK	7021528002287	-
800229	BFOU 0.6/1kV 2X 2.5/6 P5/P12	BLACK	7021528002294	1043621
800230	BFOU 0.6/1kV 3G 2.5mm <sup>2</sup> P5/P12	BLACK	7021528002300	-
800232	BFOU 0.6/1kV 3X 2.5/6 P5/P12	BLACK	7021528002324	1043641
800233	BFOU 0.6/1kV 4G 2.5mm <sup>2</sup> P5/P12	BLACK	7021528002331	-
800235	BFOU 0.6/1kV 4X 2.5/6 P5/P12	BLACK	7021528002355	1043661
800237	BFOU 0.6/1kV 7X 2.5/6 P5/P12	BLACK	7021528002379	1043757
800238	BFOU 0.6/1kV 12X 2.5/10 P5/P12	BLACK	7021528002386	1043762
800239	BFOU 0.6/1kV 19X 2.5/10 P5/P12	BLACK	7021528002393	1043769
800240	BFOU 0.6/1kV 27X 2.5/16 P5/P12	BLACK	7021528002409	-
800241	BFOU 0.6/1kV 37X 2.5/25 P5/P12	BLACK	7021528002416	1043787
800242	BFOU 0.6/1kV 5G 2.5mm <sup>2</sup> P5/P12	BLACK	7021528002423	-
800243	BFOU 0.6/1kV 4G 4mm <sup>2</sup> P5/P12	BLACK	7021528002430	-
800244	BFOU 0.6/1kV 5G 4mm <sup>2</sup> P5/P12	BLACK	7021528002447	-
800245	BFOU 0.6/1kV 2X 4/6mm <sup>2</sup> P5/P12	BLACK	7021528002454	1043622
800246	BFOU 0.6/1kV 3X 4/6mm <sup>2</sup> P5/P12	BLACK	7021528002461	1043642
800247	BFOU 0.6/1kV 4X 4/6mm <sup>2</sup> P5/P12	BLACK	7021528002478	1043662
800250	BFOU 0.6/1kV 3G 4mm <sup>2</sup> P5/P12	BLACK	7021528002508	-
800251	BFOU 0.6/1kV 2X 6/6mm <sup>2</sup> P5/P12	BLACK	7021528002515	1043623
800252	BFOU 0.6/1kV 3X 6/6mm <sup>2</sup> P5/P12	BLACK	7021528002522	1043643
800253	BFOU 0.6/1kV 4X 6/6mm <sup>2</sup> P5/P12	BLACK	7021528002539	1043663
800254	BFOU 0.6/1kV 3G 6mm <sup>2</sup> P5/P12	BLACK	7021528002546	-
800255	BFOU 0.6/1kV 4G 6mm <sup>2</sup> P5/P12	BLACK	7021528002553	-
800256	BFOU 0.6/1kV 5G 6mm <sup>2</sup> P5/P12	BLACK	7021528002560	-
800257	BFOU 0.6/1kV 2X 10/10 P5/P12	BLACK	7021528002577	1043624
800258	BFOU 0.6/1kV 3X 10/10 P5/P12	BLACK	7021528002584	1043644
800259	BFOU 0.6/1kV 4X 10/10 P5/P12	BLACK	7021528002591	-
800260	BFOU 0.6/1kV 3G 10mm <sup>2</sup> P5/P12	BLACK	7021528002607	-
800261	BFOU 0.6/1kV 4G 10mm <sup>2</sup> P5/P12	BLACK	7021528002614	-
800262	BFOU 0.6/1kV 5G 10mm <sup>2</sup> P5/P12	BLACK	7021528002621	-
800263	BFOU 0.6/1kV 2X 16/16 P5/P12	BLACK	7021528002638	1043625
800264	BFOU 0.6/1kV 3X 16/16 P5/P12	BLACK	7021528002645	1043645
800265	BFOU 0.6/1kV 4X 16/16 P5/P12	BLACK	7021528002652	1043665
800266	BFOU 0.6/1kV 3G 16mm <sup>2</sup> P5/P12	BLACK	7021528002669	-
800267	BFOU 0.6/1kV 5G 16mm <sup>2</sup> P5/P12	BLACK	7021528002676	-
800269	BFOU 0.6/1kV 2X 25/16 P5/P12	BLACK	7021528002690	-
800270	BFOU 0.6/1kV 3X 25/16 P5/P12	BLACK	7021528002706	1043646
800271	BFOU 0.6/1kV 4X 25/16 P5/P12	BLACK	7021528002713	1043666
800272	BFOU 0.6/1kV 4G 25mm <sup>2</sup> P5/P12	BLACK	7021528002720	-
800273	BFOU 0.6/1kV 5G 25mm <sup>2</sup> P5/P12	BLACK	7021528002737	-
800275	BFOU 0.6/1kV 2X 35/16 P5/P12	BLACK	7021528002751	-
800276	BFOU 0.6/1kV 3X 35/16 P5/P12	BLACK	7021528002768	1043647
800277	BFOU 0.6/1kV 4X 35/16 P5/P12	BLACK	7021528002775	1043667
800279	BFOU 0.6/1kV 4G 35mm <sup>2</sup> P5/P12	BLACK	7021528002799	-
800280	BFOU 0.6/1kV 5G 35mm <sup>2</sup> P5/P12	BLACK	7021528002805	-



## FlexFlame BFOU 0,6/1kV P5/P12 Power cable

Part number	Description	Sheath Colour	EAN No. DNK	EL No.
800282	BFOU 0.6/1kV 3X 50/25 P5/P12	BLACK	7021528002829	1043648
800283	BFOU 0.6/1kV 4X 50/25 P5/P12	BLACK	7021528002836	1043668
800284	BFOU 0.6/1kV 5G 50mm <sup>2</sup> P5/P12	BLACK	7021528002843	-
800285	BFOU 0.6/1kV 4G 50mm <sup>2</sup> P5/P12	BLACK	7021528002850	-
800287	BFOU 0.6/1kV 2X 70/35 P5/P12	BLACK	7021528002874	-
800288	BFOU 0.6/1kV 3X 70/35 P5/P12	BLACK	7021528002881	1043649
800289	BFOU 0.6/1kV 4X 70/35 P5/P12	BLACK	7021528002898	1043669
800290	BFOU 0.6/1kV 4G 70mm <sup>2</sup> P5/P12	BLACK	7021528002904	-
800291	BFOU 0.6/1kV 5G 70mm <sup>2</sup> P5/P12	BLACK	7021528002911	-
800295	BFOU 0.6/1kV 3X 95/50 P5/P12	BLACK	7021528002959	1043650
800296	BFOU 0.6/1kV 4X 95/50 P5/P12	BLACK	7021528002966	1043670
800297	BFOU 0.6/1kV 4G 95mm <sup>2</sup> P5/P12	BLACK	7021528002973	-
800301	BFOU 0.6/1kV 3X 120/60 P5/P12	BLACK	7021528003017	1043651
800304	BFOU 0.6/1kV 4X 120/60 P5/P12	BLACK	7021528003048	-
800306	BFOU 0.6/1kV 4G 120mm <sup>2</sup> P5/P12	BLACK	7021528003062	-
800307	BFOU 0.6/1kV 4G 150mm <sup>2</sup> P5/P12	BLACK	7021528003079	-
800310	BFOU 0.6/1kV 4G 185mm <sup>2</sup> P5/P12	BLACK	7021528003109	-
800314	BFOU 0.6/1kV 3X 240/120 P5/P12	BLACK	7021528003147	-

### Electrical values power cables

Number of elements	Cross section core, mm <sup>2</sup>	Cross section screen, mm <sup>2</sup>	Conductor type 2	Max. conductor resistance at 20°C, Ohm/km	Max. conductor resistance at 90°C, Ohm/km	Reactance at 50Hz, Ohm/km	Reactance at 60Hz, Ohm/km	Current rating IEC 60092-352 Table B.4, Ampere	Short circuit rating 1 second, Ampere
1	16	4	STCC	1.16	1.48	0.120	0.144	96	2240
1	25	6	STCC	0.734	0.936	0.113	0.135	127	3500
1	50	6	STCC	0.391	0.499	0.104	0.125	196	7000
1	70	6	STCC	0.27	0.344	0.101	0.121	242	9800
1	95	10	STCC	0.195	0.249	0.098	0.117	293	13300
1	120	10	STCC	0.154	0.196	0.094	0.112	339	16800
1	150	10	STCC	0.126	0.161	0.094	0.112	389	21000
1	185	10	STCC	0.1	0.128	0.091	0.109	444	25900
1	240	16	STCC	0.0762	0.0972	0.091	0.109	522	33600
1	300	16	STCC	0.0607	0.0774	0.089	0.108	601	42000
2	1.5	4	STCC	12.2	15.6	0.115	0.138	20	210
3G	1.5	-	STCC	12.2	15.6	0.115	0.138	20	210
4G	1.5	-	STCC	12.2	15.6	0.115	0.138	16	210
3	1.5	6	STCC	12.2	15.6	0.115	0.138	16	210
4	1.5	6	STCC	12.2	15.6	0.115	0.138	16	210
5	1.5	6	STCC	12.2	15.6	0.115	0.138	13.5	210
7	1.5	6	STCC	12.2	15.6	0.115	0.138	12	210
12	1.5	10	STCC	12.2	15.6	0.115	0.138	10	210
19	1.5	10	STCC	12.2	15.6	0.115	0.138	8.5	210
27	1.5	16	STCC	12.2	15.6	0.115	0.138	7.5	210
37	1.5	16	STCC	12.2	15.6	0.115	0.138	7	210
5G	1.5	-	STCC	12.2	15.6	0.115	0.138	16	210
32	1.5	16	STCC	12.2	15.6	0.115	0.138	7	210
7G	2.5	-	STCC	7.56	9.64	0.107	0.129	16.5	350
2	2.5	6	STCC	7.56	9.64	0.107	0.129	26	350
3G	2.5	-	STCC	7.56	9.64	0.107	0.129	26	350
3	2.5	6	STCC	7.56	9.64	0.107	0.129	21	350
4G	2.5	-	STCC	7.56	9.64	0.107	0.129	21	350



## FlexFlame BFOU 0,6/1kV P5/P12 Power cable

Number of elements	Cross section core, mm <sup>2</sup>	Cross section screen, mm <sup>2</sup>	Conductor type 2	Max. conductor resistance at 20°C, Ohm/km	Max. conductor resistance at 90°C, Ohm/km	Reactance at 50Hz, Ohm/km	Reactance at 60Hz, Ohm/km	Current rating IEC 60092-352 Table B.4, Ampere	Short circuit rating 1 second, Ampere
4	2.5	6	STCC	7.56	9.64	0.107	0.129	21	350
7	2.5	6	STCC	7.56	9.64	0.107	0.129	15.5	350
12	2.5	10	STCC	7.56	9.64	0.107	0.129	13	350
19	2.5	10	STCC	7.56	9.64	0.107	0.129	11	350
27	2.5	16	STCC	7.56	9.64	0.107	0.129	10	350
37	2.5	25	STCC	7.56	9.64	0.107	0.129	9	350
5G	2.5	-	STCC	7.56	9.64	0.107	0.129	21	350
4G	4	-	STCC	4.7	5.99	0.100	0.120	28	560
5G	4	-	STCC	4.7	5.99	0.100	0.120	28	560
2	4	6	STCC	4.7	5.99	0.100	0.120	34	560
3	4	6	STCC	4.7	5.99	0.100	0.120	28	560
4	4	6	STCC	4.7	5.99	0.100	0.120	28	560
3G	4	-	STCC	4.7	5.99	0.100	0.120	34	560
2	6	6	STCC	3.11	3.97	0.094	0.112	44	840
3	6	6	STCC	3.11	3.97	0.094	0.112	36	840
4	6	6	STCC	3.11	3.97	0.094	0.112	36	840
3G	6	-	STCC	3.11	3.97	0.094	0.112	44	840
4G	6	-	STCC	3.11	3.97	0.094	0.112	36	840
5G	6	-	STCC	3.11	3.97	0.094	0.112	36	840
2	10	10	STCC	1.84	2.35	0.088	0.105	61	1400
3	10	10	STCC	1.84	2.35	0.088	0.105	50	1400
4	10	10	STCC	1.84	2.35	0.088	0.105	50	1400
3G	10	-	STCC	1.84	2.35	0.088	0.105	61	1400
4G	10	-	STCC	1.84	2.35	0.088	0.105	50	1400
5G	10	-	STCC	1.84	2.35	0.088	0.105	50	1400
2	16	16	STCC	1.16	1.48	0.082	0.099	80	2240
3	16	16	STCC	1.16	1.48	0.082	0.099	67	2240
4	16	16	STCC	1.16	1.48	0.082	0.099	67	2240
3G	16	-	STCC	1.16	1.48	0.082	0.099	80	2240
5G	16	-	STCC	1.16	1.48	0.082	0.099	67	2240
2	25	16	STCC	0.734	0.936	0.081	0.098	108	3500
3	25	16	STCC	0.734	0.936	0.081	0.098	89	3500
4	25	16	STCC	0.734	0.936	0.081	0.098	89	3500
4G	25	-	STCC	0.734	0.936	0.081	0.098	89	3500
5G	25	-	STCC	0.734	0.936	0.081	0.098	89	3500
2	35	16	STCC	0.529	0.675	0.078	0.094	133	4900
3	35	16	STCC	0.529	0.675	0.078	0.094	110	4900
4	35	16	STCC	0.529	0.675	0.078	0.094	110	4900
4G	35	-	STCC	0.529	0.675	0.078	0.094	110	4900
5G	35	-	STCC	0.529	0.675	0.078	0.094	110	4900
3	50	25	STCC	0.391	0.499	0.078	0.093	137	7000
4	50	25	STCC	0.391	0.499	0.078	0.093	137	7000
5G	50	-	STCC	0.391	0.499	0.078	0.093	137	7000
4G	50	-	STCC	0.391	0.499	0.078	0.093	137	7000
2	70	35	STCC	0.27	0.344	0.077	0.092	206	9800
3	70	35	STCC	0.27	0.344	0.077	0.092	169	9800
4	70	35	STCC	0.27	0.344	0.077	0.092	169	9800
4G	70	-	STCC	0.27	0.344	0.077	0.092	169	9800
5G	70	-	STCC	0.27	0.344	0.077	0.092	169	9800



## FlexFlame BFOU 0,6/1kV P5/P12 Power cable

Number of elements	Cross section core, mm <sup>2</sup>	Cross section screen, mm <sup>2</sup>	Conductor type 2	Max. conductor resistance at 20°C, Ohm/km	Max. conductor resistance at 90°C, Ohm/km	Reactance at 50Hz, Ohm/km	Reactance at 60Hz, Ohm/km	Current rating IEC 60092-352 Table B.4, Ampere	Short circuit rating 1 second, Ampere
3	95	50	STCC	0.195	0.249	0.075	0.090	205	13300
4	95	50	STCC	0.195	0.249	0.075	0.090	205	13300
4G	95	-	STCC	0.195	0.249	0.075	0.090	205	13300
3	120	60	STCC	0.154	0.196	0.073	0.088	237	16800
4	120	60	STCC	0.154	0.196	0.073	0.088	237	16800
4G	120	-	STCC	0.154	0.196	0.073	0.088	237	16800
4G	150	-	STCC	0.126	0.161	0.073	0.088	272	21000
4G	185	-	STCC	0.1	0.128	0.073	0.088	311	25900
3	240	120	STCC	0.0762	0.0972	0.074	0.089	365	33600

### Ambient temperature correction factors

Ambient Temp °C	35	40	45	50	55	60	65	70	75	80
Rating factor	1.10	1.05	1.00	0.94	0.88	0.82	0.74	0.67	0.58	0.47

### Installation recommendations

Minimum Bending Radius during Installation	Minimum Bending Radius Fixed Installed	Maximum Tensile Load During Installation	Minimum Installation Temperature
8 x D	6 x D	50 N /mm <sup>2</sup>	-20°C



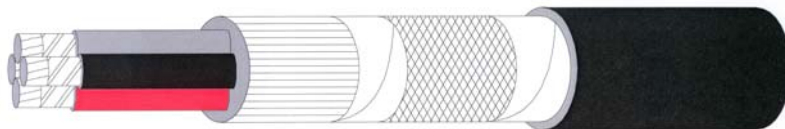
## FlexFlame BFOU 0,6/1kV P5/P12 Power cable

Fire resistant, flame retardant halogen-free power cable. Mud resistant

### BFOU 0,6/1kV

MGT/EPR/EPR/TCWB/EVA

NEK 606 CodeP5/P12



Operating temperature : 90°C  
Operating Voltage : 0,6/1kV

#### Application

Fixed installation for power, control and lightning in both EX- and safe areas, emergency and critical systems where requirement for fire resistance exists. For installations in areas exposed to MUD and drilling/cleaning fluids.

#### Standards applied

IEC 60092-353	- Design
IEC 60228 class 2	- Conductor
IEC 60092-351	- Insulation
IEC 60092-359	- Sheath
IEC 60332-1	- Flame Retardant
IEC 60332-3-22	- Flame Retardant
IEC 60331-21	- Fire Resistant
IEC 60754-1,2	- Halogen Free
IEC 61034-1,2	- Low Smoke

#### Construction

	Code Letter	
Conductor		Tinned stranded circular copper, IEC 60228 class 2
Insulation	B	Mica-tape + EP-rubber, IEC 60092-351 (EPR)
Lay up / Shielding		Cores laid up in concentric layers
Inner covering	F	Flame retardant and halogen-free thermoplastic compound
Tape over bedding		PET tape + rubberized Polyamide tape
Armour/screen	O	Two layers of tinned copper wire braid (double braid)
Tape over armour/screen		PET tape + rubberized Polyamide tape
Outer sheath	U	Flame retardant, halogen-free and mud resistant thermoset compound, SHF2 (IEC 60092-359)
Marking text		E.g. "meter" "år" DRAKA NORSK KABEL BFOU 0,6/1kV P5/P12 3 x 25/16 mm <sup>2</sup> FLEX - FLAME IEC 60331-21 IEC 60332-3-22 ETL Classified No. 3067229
Outer sheath colour		Black



## FlexFlame BFOU 0,6/1kV P5/P12 Power cable

### Core identification power cables

Single core	Grey (Offwhite)
Two cores	Grey (Offwhite) - Black
Three cores	Grey (Offwhite) - Black - Red
Four cores	Grey (Offwhite) - Black - Red - Blue
Five cores	Grey (Offwhite) - Black - Red - Blue - Black
Above five cores	Black numbers on white base
Separate earth core	Yellow/green

G / x in cable description G = one of the core are yellow/green - x = no yellow/green core

### Range and dimensions

Number of elements	Cross section core, mm <sup>2</sup>	Cross section screen, mm <sup>2</sup>	Conductor Diameter, mm	Insulation Thickness, mm	Thickness Bedding, mm	Diameter bedding, mm	Diameter Braid Wire, mm	Thickness Outer Sheath, mm	Diameter outer sheath, mm	Weight of Cable Approx. (Kg/Km)	Copper content Approx. (kg/km)
3	150	70	15.90	1.8	1.4	46 ± 2	0.4	2.6	54.5 ± 2.5	7390	4870
4	150	70	15.90	1.8	1.6	52 ± 2.5	0.5	2.8	61 ± 3	9370	6352
4	185	95	17.7	2.0	1.8	57.5 ± 2.5	0.4	2.9	68 ± 3	11650	7750
3	185	95	17.70	2.0	1.6	51.5 ± 2.5	0.5	2.8	60.5 ± 3	9360	6291

### Ordering information

Part number	Description	Sheath Colour	EAN No. DNK	EL No.
800302	BFOU 0.6/1kV 3X 150/70 P5/P12	BLACK	7021528003024	-
800309	BFOU 0.6/1kV 4X 150/70 P5/P12	BLACK	7021528003093	-
800391	BFOU 0.6/1kV 4X 185/95 P5/P12	BLACK	7021528003918	-
800392	BFOU 0.6/1kV 3X 185/95 P5/P12	BLACK	7021528003925	-

### Electrical values power cables

Number of elements	Cross section core, mm <sup>2</sup>	Cross section screen, mm <sup>2</sup>	Conductor type	Max. conductor resistance at 20°C, Ohm/km	Max. conductor resistance at 90°C, Ohm/km	Reactance at 50Hz, Ohm/km	Reactance at 60Hz, Ohm/km	Current rating IEC 60092-352 Table B.4, Ampere	Short circuit rating 1 second, Ampere
3	150	70	KGTFR	0.126	0.161	0.073	0.088	272	21000
4	150	70	KGTFR	0.126	0.161	0.073	0.088	272	21000
4	185	95	KGTFR	0.1	0.128	0.073	0.088	311	25900
3	185	95	KGTFR	0.1	0.128	0.073	0.088	311	25900

### Ambient temperature correction factors

Ambient Temp °C	35	40	45	50	55	60	65	70	75	80
Rating factor	1.10	1.05	1.00	0.94	0.88	0.82	0.74	0.67	0.58	0.47

### Installation recommendations

Minimum Bending Radius during Installation	Minimum Bending Radius Fixed Installed	Maximum Tensile Load During Installation	Minimum Installation Temperature
8 x D	6 x D	50 N /mm <sup>2</sup>	-20°C



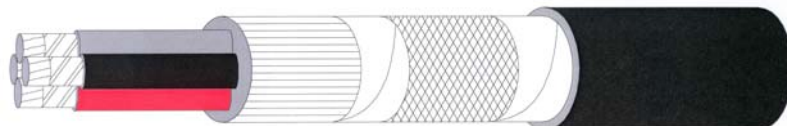
## FlexFlame BFOU 0,6/1kV P5/P12 Power cable

Fire resistant, flame retardant halogen-free power cable. Mud resistant

### BFOU 0,6/1kV

MGT/EPR/EPR/TCWB/EVA

NEK 606 CodeP5/P12



Operating temperature : 90°C  
Operating Voltage : 0,6/1kV

#### Application

Fixed installation for power, control and lightning in both EX- and safe areas, emergency and critical systems where requirement for fire resistance exists. For installations in areas exposed to MUD and drilling/cleaning fluids.

#### Standards applied

IEC 60502-1	- Design
IEC 60228 class 2	- Conductor
IEC 60092-351	- Insulation
IEC 60092-359	- Sheath
IEC 60332-1	- Flame Retardant
IEC 60332-3-22	- Flame Retardant
IEC 60331-21	- Fire Resistant
IEC 60754-1,2	- Halogen Free
IEC 61034-1,2	- Low Smoke

#### Construction

	Code Letter	
Conductor		Tinned stranded circular copper, IEC 60228 class 2
Insulation	B	Mica-tape + EP-rubber, IEC 60092-351 (EPR)
Lay up / Shielding		Cores laid up in concentric layers
Inner covering	F	Flame retardant and halogen-free thermoplastic compound
Tape over bedding		PET tape
Armour/screen	O	Tinned copper wire braid
Tape over armour/screen		PET tape
Outer sheath	U	Flame retardant, halogen-free and mud resistant thermoset compound, SHF2 (IEC 60092-359)
Marking text		E.g. "meter" "år" DRAKA NORSK KABEL BFOU 0,6/1kV P5/P12 3 x 25/16 mm <sup>2</sup> FLEX - FLAME IEC 60331-21 IEC 60332-3-22 ETL Classified No. 3067229
Outer sheath colour		Black



## FlexFlame BFOU 0,6/1kV P5/P12 Power cable

### Core identification power cables

Single core	Grey (Offwhite)
Two cores	Grey (Offwhite) - Black
Three cores	Grey (Offwhite) - Black - Red
Four cores	Grey (Offwhite) - Black - Red - Blue
Five cores	Grey (Offwhite) - Black - Red - Blue - Black
Above five cores	Black numbers on white base
Separate earth core	Yellow/green

G / x in cable description G = one of the core are yellow/green - x = no yellow/green core

### Range and dimensions

Number of elements	Cross section core, mm <sup>2</sup>	Cross section screen, mm <sup>2</sup>	Conductor Diameter, mm	Insulation Thickness, mm	Thickness Bedding, mm	Diameter bedding, mm	Diameter Braid Wire, mm	Thickness Outer Sheath, mm	Diameter outer sheath, mm	Weight of Cable Approx. (Kg/Km)	Copper content Approx. (kg/km)
1	400	25	26.00	2.4	1.4	35 ± 1.5	0.4	2.1	41 ± 2	5100	3940
1	630	25	32.80	2.8	1.4	42 ± 2	0.4	2.3	48.5 ± 2	7660	6167

### Ordering information

Part number	Description	Sheath Colour	EAN No. DNK	EL No.
800211	BFOU 0.6/1kV 1X 400/25 P5/P12	BLACK	7021528002119	-
800213	BFOU 0.6/1kV 1X 630/25 P5/P12	BLACK	7021528002133	-

### Electrical values power cables

Number of elements	Cross section core, mm <sup>2</sup>	Cross section screen, mm <sup>2</sup>	Conductor type 2	Max. conductor resistance at 20°C, Ohm/km	Max. conductor resistance at 90°C, Ohm/km	Reactance at 50Hz, Ohm/km	Reactance at 60Hz, Ohm/km	Current rating IEC 60092-352 Table B.4, Ampere	Short circuit rating 1 second, Ampere
1	400	25	STCC	0.0475	0.0606	0.089	0.108	670	56000
1	630	25	STCC	0.0286	0.0606	0.089	0.108	780	88200

### Ambient temperature correction factors

Ambient Temp °C	35	40	45	50	55	60	65	70	75	80
Rating factor	1.10	1.05	1.00	0.94	0.88	0.82	0.74	0.67	0.58	0.47

### Installation recommendations

Minimum Bending Radius during Installation	Minimum Bending Radius Fixed Installed	Maximum Tensile Load During Installation	Minimum Installation Temperature
8 x D	6 x D	50 N /mm <sup>2</sup>	-20°C