



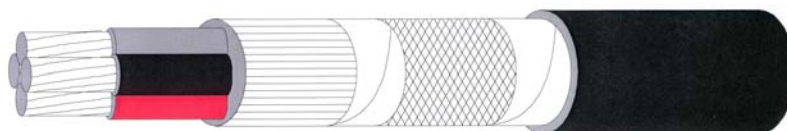
FlexFlame RFOU 0,6/1kV P1/P8 Power cable

Flame retardant halogen-free power cable. Mud resistant

RFOU 0,6/1kV

EPR/EPR/TCWB/EVA

NEK 606 CodeP1/P8



Operating temperature : 90°C
Operating Voltage : 0,6/1kV

Application

Fixed installation for power, control and lightning in both EX- and safe areas, general purposes. For installations in areas exposed to MUD and drilling/cleaning fluids.

Standards applied

IEC 60092-353	- Design
IEC 60228 class 2	- Conductor
IEC 60092-351	- Insulation
IEC 60092-359	- Sheath
IEC 60332-1	- Flame Retardant
IEC 60332-3-22	- Flame Retardant
IEC 60754-1,2	- Halogen Free
IEC 61034-1,2	- Low Smoke

Construction

	Code Letter	
Conductor		Tinned stranded circular copper (STCC), IEC 60228 class 2
Insulation	R	EP-rubber, IEC 60092-351 (EPR)
Lay up / Shielding		Cores laid up in concentric layers
Inner covering	F	Flame retardant and halogen-free thermoset compound
Tape over inner covering		PET tape
Armour/screen	O	Tinned copper wire braid
Tape over armour/screen		PET tape
Outer sheath	U	Flame retardant, halogen-free and mud resistant thermoset compound, SHF2 (IEC 60092-359)
Marking text		E.g. "meter" "year" DRAKA NORSK KABEL RFOU 0,6/1KV P1/P8 3 x 35/16 mm ² IEC 60332-3-22 ETL Classified No. 3067229
Outer sheath colour		Black



FlexFlame RFOU 0,6/1kV P1/P8 Power cable

Core identification power cables

Single core	Grey (Offwhite)
Two cores	Grey (Offwhite) - Black
Three cores	Grey (Offwhite) - Black - Red
Four cores	Grey (Offwhite) - Black - Red - Blue
Five cores	Grey (Offwhite) - Black - Red - Blue - Black
Above five cores	Black numbers on white base
Separate earth core	Yellow/green

G / x in cable description G = one of the core are yellow/green - x = no yellow/green core

Range and dimensions

Number of elements	Cross section core, mm ²	Cross section screen, mm ²	Conductor Diameter, mm	Insulation Thickness, mm	Thickness Inner covering, mm	Diameter inner covering, mm	Diameter Braid Wire, mm	Thickness Outer Sheath, mm	Diameter outer sheath, mm	Weight of Cable Approx. (Kg/Km)	Copper content Approx. (kg/km)
1	16	2.5	5.15	1.0	1.1	9.5 ± 0.5	0.2	1.2	13 ± 0.8	360	188
1	25	4	6.45	1.2	1.1	11.5 ± 0.8	0.2	1.2	14.5 ± 0.8	480	280
1	35	6	7.65	1.2	1.1	12.5 ± 0.8	0.3	1.3	16 ± 0.8	650	408
1	50	6	9.0	1.4	1.1	14.5 ± 0.8	0.3	1.4	18.5 ± 0.8	830	527
1	70	6	10.85	1.4	1.1	16.5 ± 0.8	0.3	1.4	20.5 ± 1	1090	735
1	95	10	12.60	1.6	1.1	18.5 ± 0.8	0.3	1.5	23 ± 1	1380	961
1	120	10	14.20	1.6	1.2	20.5 ± 1	0.3	1.6	25 ± 1	1710	1224
1	150	10	15.90	1.8	1.2	22.5 ± 1	0.3	1.6	27 ± 1	2040	1485
1	185	10	17.70	2.0	1.2	24.5 ± 1	0.3	1.7	29.5 ± 1	2480	1837
1	240	16	20.15	2.2	1.2	27.5 ± 1	0.3	1.8	32.5 ± 1.5	3130	2372
1	300	16	22.60	2.4	1.2	30.5 ± 1.5	0.3	1.9	35.5 ± 1.5	3830	2952
2	1.5	4	1.6	1.0	1.1	9.5 ± 0.5	0.2	1.2	12.5 ± 0.8	270	80
3G	1.5	-	1.6	1.0	1.1	10 ± 0.8	0.2	1.2	13.5 ± 0.8	295	94
4G	1.5	-	1.6	1.0	1.1	11 ± 0.8	0.3	1.3	14.5 ± 0.8	380	139
3	1.5	4	1.6	1.0	1.1	10 ± 0.8	0.2	1.2	13.5 ± 0.8	295	94
4	1.5	6	1.6	1.0	1.1	11 ± 0.8	0.3	1.3	14.5 ± 0.8	380	139
5	1.5	6	1.6	1.0	1.1	12 ± 0.8	0.3	1.3	15.5 ± 0.8	440	169
7	1.5	6	1.6	1.0	1.1	13 ± 0.8	0.3	1.3	17 ± 0.8	500	197
12	1.5	10	1.6	1.0	1.1	17.5 ± 0.8	0.3	1.5	21.5 ± 1	740	300
19	1.5	10	1.6	1.0	1.2	20.5 ± 1	0.3	1.6	25 ± 1	1020	413
27	1.5	10	1.6	1.0	1.2	24.5 ± 1	0.3	1.8	29.5 ± 1	1360	551
37	1.5	16	1.6	1.0	1.2	27.5 ± 1	0.3	1.9	32.5 ± 1.5	1720	713
7G	1.5	-	1.6	1.0	1.1	13 ± 0.8	0.3	1.3	17 ± 0.8	500	197
2	2.5	4	2.0	1.0	1.1	10.5 ± 0.8	0.2	1.2	13.5 ± 0.8	310	98



FlexFlame RFOU 0,6/1kV P1/P8 Power cable

Number of elements	Cross section core, mm ²	Cross section screen, mm ²	Conductor Diameter, mm	Insulation Thickness, mm	Thickness Inner covering, mm	Diameter inner covering, mm	Diameter Braid Wire, mm	Thickness Outer Sheath, mm	Diameter outer sheath, mm	Weight of Cable Approx. (Kg/Km)	Copper content Approx. (kg/km)
3G	2.5	-	2.0	1.0	1.1	11 ± 0.8	0.3	1.3	14.5 ± 0.8	390	152
3	2.5	6	2.0	1.0	1.1	11 ± 0.8	0.3	1.3	14.5 ± 0.8	390	152
4G	2.5	-	2.0	1.0	1.1	12 ± 0.8	0.3	1.3	16 ± 0.8	460	191
5G	2.5	-	2.0	1.0	1.1	13 ± 0.8	0.3	1.4	17 ± 0.8	530	214
4	2.5	6	2.0	1.0	1.1	12 ± 0.8	0.3	1.3	16 ± 0.8	460	191
7	2.5	6	2.0	1.0	1.1	14.5 ± 0.8	0.3	1.4	18.5 ± 0.8	630	277
12	2.5	10	2.0	1.0	1.2	19.5 ± 0.8	0.3	1.6	23.5 ± 1	950	424
19	2.5	10	2.0	1.0	1.2	23 ± 1	0.3	1.7	27.5 ± 1	1310	609
27	2.5	16	2.0	1.0	1.2	27.5 ± 1	0.3	1.9	32.5 ± 1.5	1760	817
7G	2.5	-	2.0	1.0	1.1	14.5 ± 0.8	0.3	1.4	18.5 ± 0.8	630	276
2	4	6	2.55	1.0	1.1	11.5 ± 0.8	0.3	1.3	15 ± 0.8	410	156
3	4	6	2.55	1.0	1.1	12 ± 0.8	0.3	1.3	16 ± 0.8	480	209
4	4	6	2.55	1.0	1.1	13.5 ± 0.8	0.3	1.4	17 ± 0.8	560	246
5	4	6	2.55	1.0	1.1	14.5 ± 0.8	0.3	1.4	18.5 ± 0.8	660	299
3G	4	-	2.55	1.0	1.1	12 ± 0.8	0.3	1.3	16 ± 0.8	480	209
2	6	6	3.15	1.0	1.1	12.5 ± 0.8	0.3	1.3	16.5 ± 0.8	500	209
3	6	6	3.15	1.0	1.1	13.5 ± 0.8	0.3	1.4	17.5 ± 0.8	590	263
4	6	6	3.15	1.0	1.1	15 ± 0.8	0.3	1.4	18.5 ± 0.8	700	334
4G	6	-	3.15	1.0	1.1	15 ± 0.8	0.3	1.4	18.5 ± 0.8	700	334
3G	6	-	3.15	1.0	1.1	13.5 ± 0.8	0.3	1.4	17.5 ± 0.8	590	263
5G	6	-	3.15	1.0	1.1	16.5 ± 0.8	0.3	1.5	20.5 ± 1	820	388
2	10	10	4.05	1.0	1.1	14.5 ± 0.8	0.3	1.4	18.5 ± 0.8	670	299
3	10	10	4.05	1.0	1.1	15.5 ± 0.8	0.3	1.4	19.5 ± 0.8	780	389
4	10	10	4.05	1.0	1.1	17 ± 0.8	0.3	1.5	21 ± 1	940	494
5G	10	-	4.05	1.0	1.2	19 ± 0.8	0.3	1.5	23 ± 1	1130	600
4G	10	-	4.05	1.0	1.1	17 ± 0.8	0.3	1.5	21 ± 1	940	494
2	16	16	5.15	1.0	1.1	16.5 ± 0.8	0.4	1.5	21 ± 1	950	477
3	16	16	5.15	1.0	1.1	18 ± 0.8	0.4	1.5	22 ± 1	1110	621
4	16	16	5.15	1.0	1.2	20 ± 1	0.4	1.6	24.5 ± 1	1390	799
4G	16	-	5.15	1.0	1.2	20 ± 1	0.3	1.6	24 ± 1	1310	727
5G	16	-	5.15	1.0	1.2	22 ± 1	0.3	1.6	26 ± 1	1530	873
2	25	16	6.45	1.2	1.2	20.5 ± 1	0.4	1.6	25 ± 1	1320	680
3	25	16	6.45	1.2	1.2	22 ± 1	0.3	1.6	26 ± 1	1560	887
4	25	16	6.45	1.2	1.2	24 ± 1	0.3	1.7	28.5 ± 1	1900	1116



FlexFlame RFOU 0,6/1kV P1/P8 Power cable

Number of elements	Cross section core, mm ²	Cross section screen, mm ²	Conductor Diameter, mm	Insulation Thickness, mm	Thickness Inner covering, mm	Diameter inner covering, mm	Diameter Braid Wire, mm	Thickness Outer Sheath, mm	Diameter outer sheath, mm	Weight of Cable Approx. (Kg/Km)	Copper content Approx. (kg/km)
4G	25	-	6.45	1.2	1.2	24 ± 1	0.3	1.7	28.5 ± 1	1880	1091
5G	25	-	6.45	1.2	1.2	26.5 ± 1	0.3	1.8	31.5 ± 1.5	2250	1345
2	35	16	7.65	1.2	1.2	23 ± 1	0.3	1.7	27.5 ± 1	1580	817
3	35	16	7.65	1.2	1.2	24.5 ± 1	0.3	1.7	29 ± 1	1920	1126
4	35	16	7.65	1.2	1.2	27 ± 1	0.3	1.8	31.5 ± 1.5	2360	1435
4G	35	-	7.65	1.2	1.2	27 ± 1	0.3	1.8	31.5 ± 1.5	2360	1435
3	50	25	9.0	1.4	1.2	28.5 ± 1	0.4	1.9	34 ± 1.5	2660	1596
4	50	25	9.0	1.4	1.4	32 ± 1.5	0.4	2	37.5 ± 1.5	3290	2025
4G	50	-	9.0	1.4	1.4	32 ± 1.5	0.3	2	37 ± 1.5	3200	1939
5G	50	-	9.0	1.4	1.4	35 ± 1.5	0.4	2.1	41 ± 2	4000	2498
2	70	35	10.85	1.4	1.2	30.5 ± 1.5	0.6	1.9	36.5 ± 1.5	3010	1756
3	70	35	10.85	1.4	1.4	33 ± 1.5	0.5	2	39 ± 1.5	3690	2346
4	70	35	10.85	1.4	1.4	36.5 ± 1.5	0.5	2.2	43 ± 2	4540	2967
4G	70	-	10.85	1.4	1.4	36.5 ± 1.5	0.4	2.2	42.5 ± 2	4410	2837
5G	70	-	10.85	1.4	1.4	40.5 ± 2	0.4	2.3	46.5 ± 2	5280	3465
5	70	35	10.85	1.4	1.4	40.5 ± 2	0.4	2.3	46.5 ± 2	5360	3547
2	95	50	12.60	1.6	1.4	35 ± 1.5	0.6	2.1	41.5 ± 2	3940	2292
3	95	50	12.60	1.6	1.4	37.5 ± 1.5	0.5	2.2	43.5 ± 2	4790	3091
4	95	50	12.60	1.6	1.4	41.5 ± 2	0.5	2.4	48.5 ± 2	5980	3973
4G	95	-	12.60	1.6	1.4	41.5 ± 2	0.4	2.4	48 ± 2	5750	3749
2	120	60	14.20	1.6	1.4	38 ± 1.5	0.6	2.2	45 ± 2	4790	2875
3	120	60	14.20	1.6	1.4	41 ± 2	0.6	2.3	48 ± 2	5930	3953
3	150	60	15.90	1.8	1.6	45.5 ± 2	0.6	2.5	53 ± 2.5	7210	4773
4	120	60	14.20	1.6	1.6	46 ± 2	0.6	2.5	53.5 ± 2.5	7410	5071
4G	120	-	14.20	1.6	1.6	46 ± 2	0.4	2.5	52.5 ± 2.5	7090	4752
3	185	50	17.70	2.0	1.6	50.5 ± 2.5	0.5	2.7	58 ± 2.5	8540	5634
4G	150	-	15.90	1.8	1.6	51 ± 2.5	0.5	2.7	58.5 ± 2.5	8700	5845
4G	185	-	17.7	2.0	1.8	56.5 ± 2.5	0.5	2.9	64.5 ± 3	10690	7238
3	240	50	20.15	2.2	1.8	57.5 ± 2.5	0.5	2.9	65.5 ± 3	10840	7184
4G	240	-	19.1	2.2	1.8	62 ± 2.5	0.4	2.8	72 ± 3.5	13650	10054
4	185	95	16.8	2.0	1.6	55 ± 2	0.6	2.8	64 ± 3	11350	6598
4	240	120	19.1	2.2	2.0	62 ± 2.5	0.6	3.0	72 ± 3.5	14800	8777



FlexFlame RFOU 0,6/1kV P1/P8 Power cable

Ordering information

Part number	Description	Sheath Colour	EAN No. DNK	EL No.
800000	RFOU 0.6/1kV 1X 16/2.5 P1/P8	BLACK	7021528000009	-
800001	RFOU 0.6/1kV 1X 25/4mm ² P1/P8	BLACK	7021528000016	-
800002	RFOU 0.6/1kV 1X 35/6mm ² P1/P8	BLACK	7021528000023	1044207
800003	RFOU 0.6/1kV 1X 50/6mm ² P1/P8	BLACK	7021528000030	1044208
800004	RFOU 0.6/1kV 1X 70/6mm ² P1/P8	BLACK	7021528000047	-
800005	RFOU 0.6/1kV 1X 95/10mm ² P1/P8	BLACK	7021528000054	1044210
800006	RFOU 0.6/1kV 1X 120/10 P1/P8	BLACK	7021528000061	-
800007	RFOU 0.6/1kV 1X 150/10 P1/P8	BLACK	7021528000078	-
800008	RFOU 0.6/1kV 1X 185/10 P1/P8	BLACK	7021528000085	1044213
800009	RFOU 0.6/1kV 1X 240/16 P1/P8	BLACK	7021528000092	1044214
800010	RFOU 0.6/1kV 1X 300/16 P1/P8	BLACK	7021528000108	1044215
800015	RFOU 0.6/1kV 2X 1.5/4mm ² P1/P8	BLACK	7021528000153	1044220
800016	RFOU 0.6/1kV 3G 1.5mm ² P1/P8	BLACK	7021528000160	-
800017	RFOU 0.6/1kV 4G 1.5mm ² P1/P8	BLACK	7021528000177	-
800018	RFOU 0.6/1kV 3X 1.5/4mm ² P1/P8	BLACK	7021528000184	1044240
800019	RFOU 0.6/1kV 4X 1.5/6mm ² P1/P8	BLACK	7021528000191	1044260
800020	RFOU 0.6/1kV 5X 1.5/6mm ² P1/P8	BLACK	7021528000207	1044305
800021	RFOU 0.6/1kV 7X 1.5/6mm ² P1/P8	BLACK	7021528000214	1044307
800022	RFOU 0.6/1kV 12X 1.5/10 P1/P8	BLACK	7021528000221	1044312
800023	RFOU 0.6/1kV 19X 1.5/10 P1/P8	BLACK	7021528000238	1044319
800024	RFOU 0.6/1kV 27X 1.5/10 P1/P8	BLACK	7021528000245	1044327
800025	RFOU 0.6/1kV 37X 1.5/16 P1/P8	BLACK	7021528000252	-
800028	RFOU 0.6/1kV 7G 1.5mm ² P1/P8	BLACK	7021528000283	-
800029	RFOU 0.6/1kV 2X 2.5/4mm ² P1/P8	BLACK	7021528000290	1044221
800030	RFOU 0.6/1kV 3G 2.5mm ² P1/P8	BLACK	7021528000306	-
800032	RFOU 0.6/1kV 3X 2.5/6mm ² P1/P8	BLACK	7021528000320	1044241
800033	RFOU 0.6/1kV 4G 2.5mm ² P1/P8	BLACK	7021528000337	-
800034	RFOU 0.6/1kV 5G 2.5mm ² P1/P8	BLACK	7021528000344	-
800035	RFOU 0.6/1kV 4X 2.5/6mm ² P1/P8	BLACK	7021528000351	1044261
800037	RFOU 0.6/1kV 7X 2.5/6mm ² P1/P8	BLACK	7021528000375	1044357
800038	RFOU 0.6/1kV 12X 2.5/10 P1/P8	BLACK	7021528000382	1044362
800039	RFOU 0.6/1kV 19X 2.5/10 P1/P8	BLACK	7021528000399	-
800040	RFOU 0.6/1kV 27X 2.5/16 P1/P8	BLACK	7021528000405	1044377
800044	RFOU 0.6/1kV 7G 2.5mm ² P1/P8	BLACK	7021528000443	-
800045	RFOU 0.6/1kV 2X 4/6mm ² P1/P8	BLACK	7021528000450	1044222
800046	RFOU 0.6/1kV 3X 4/6mm ² P1/P8	BLACK	7021528000467	1044242
800047	RFOU 0.6/1kV 4X 4/6mm ² P1/P8	BLACK	7021528000474	1044262
800048	RFOU 0.6/1kV 5X 4/6mm ² P1/P8	BLACK	7021528000481	-
800049	RFOU 0.6/1kV 3G 4mm ² P1/P8	BLACK	7021528000498	-
800051	RFOU 0.6/1kV 2X 6/6mm ² P1/P8	BLACK	7021528000511	1044223
800052	RFOU 0.6/1kV 3X 6/6mm ² P1/P8	BLACK	7021528000528	1044243
800053	RFOU 0.6/1kV 4X 6/6mm ² P1/P8	BLACK	7021528000535	1044263
800054	RFOU 0.6/1kV 4G 6mm ² P1/P8	BLACK	7021528000542	-
800055	RFOU 0.6/1kV 3G 6mm ² P1/P8	BLACK	7021528000559	-
800056	RFOU 0.6/1kV 5G 6mm ² P1/P8	BLACK	7021528000566	-
800057	RFOU 0.6/1kV 2X 10/10mm ² P1/P8	BLACK	7021528000573	1044224
800058	RFOU 0.6/1kV 3X 10/10mm ² P1/P8	BLACK	7021528000580	1044244
800059	RFOU 0.6/1kV 4X 10/10mm ² P1/P8	BLACK	7021528000597	1044264
800061	RFOU 0.6/1kV 5G 10mm ² P1/P8	BLACK	7021528000610	-
800062	RFOU 0.6/1kV 4G 10mm ² P1/P8	BLACK	7021528000627	-
800063	RFOU 0.6/1kV 2X 16/16mm ² P1/P8	BLACK	7021528000634	1044225
800064	RFOU 0.6/1kV 3X 16/16mm ² P1/P8	BLACK	7021528000641	1044245



FlexFlame RFOU 0,6/1kV P1/P8 Power cable

Part number	Description	Sheath Colour	EAN No. DNK	EL No.
800065	RFOU 0.6/1kV 4X 16/16mm ² P1/P8	BLACK	7021528000658	1044265
800066	RFOU 0.6/1kV 4G 16mm ² P1/P8	BLACK	7021528000665	-
800067	RFOU 0.6/1kV 5G 16mm ² P1/P8	BLACK	7021528000672	-
800069	RFOU 0.6/1kV 2X 25/16mm ² P1/P8	BLACK	7021528000696	-
800070	RFOU 0.6/1kV 3X 25/16mm ² P1/P8	BLACK	7021528000702	1044246
800071	RFOU 0.6/1kV 4X 25/16mm ² P1/P8	BLACK	7021528000719	1044266
800072	RFOU 0.6/1kV 4G 25mm ² P1/P8	BLACK	7021528000726	-
800074	RFOU 0.6/1kV 5G 25mm ² P1/P8	BLACK	7021528000740	-
800075	RFOU 0.6/1kV 2X 35/16mm ² P1/P8	BLACK	7021528000757	-
800076	RFOU 0.6/1kV 3X 35/16mm ² P1/P8	BLACK	7021528000764	1044247
800077	RFOU 0.6/1kV 4X 35/16mm ² P1/P8	BLACK	7021528000771	1044267
800078	RFOU 0.6/1kV 4G 35mm ² P1/P8	BLACK	7021528000788	-
800082	RFOU 0.6/1kV 3X 50/25mm ² P1/P8	BLACK	7021528000825	1044248
800083	RFOU 0.6/1kV 4X 50/25mm ² P1/P8	BLACK	7021528000832	1044268
800084	RFOU 0.6/1kV 4G 50mm ² P1/P8	BLACK	7021528000849	-
800085	RFOU 0.6/1kV 5G 50mm ² P1/P8	BLACK	7021528000856	-
800087	RFOU 0.6/1kV 2X 70/35mm ² P1/P8	BLACK	7021528000870	-
800088	RFOU 0.6/1kV 3X 70/35mm ² P1/P8	BLACK	7021528000887	1044249
800089	RFOU 0.6/1kV 4X 70/35mm ² P1/P8	BLACK	7021528000894	1044269
800090	RFOU 0.6/1kV 4G 70mm ² P1/P8	BLACK	7021528000900	-
800091	RFOU 0.6/1kV 5G 70mm ² P1/P8	BLACK	7021528000917	-
800092	RFOU 0.6/1kV 5X 70/35mm ² P1/P8	BLACK	7021528000924	-
800094	RFOU 0.6/1kV 2X 95/50mm ² P1/P8	BLACK	7021528000948	-
800095	RFOU 0.6/1kV 3X 95/50mm ² P1/P8	BLACK	7021528000955	1044250
800096	RFOU 0.6/1kV 4X 95/50mm ² P1/P8	BLACK	7021528000962	1044270
800097	RFOU 0.6/1kV 4G 95mm ² P1/P8	BLACK	7021528000979	-
800100	RFOU 0.6/1kV 2X 120/60 P1/P8	BLACK	7021528001006	-
800101	RFOU 0.6/1kV 3X 120/60 P1/P8	BLACK	7021528001013	1044251
800103	RFOU 0.6/1kV 3X 150/60 P1/P8	BLACK	7021528001037	1044252
800105	RFOU 0.6/1kV 4X 120/60 P1/P8	BLACK	7021528001051	-
800106	RFOU 0.6/1kV 4G 120mm ² P1/P8	BLACK	7021528001068	-
800107	RFOU 0.6/1kV 3X 185/50 P1/P8	BLACK	7021528001075	-
800108	RFOU 0.6/1kV 4G 150mm ² P1/P8	BLACK	7021528001082	-
800110	RFOU 0.6/1kV 4G 185mm ² P1/P8	BLACK	7021528001105	-
800114	RFOU 0.6/1kV 3X 240/50 P1/P8	BLACK	7021528001143	-
803904	RFOU 0.6/1kV 4G 240mm ² P1/P8	BLACK	7021528039047	-
803905	RFOU 0.6/1kV 4X 185/95 P1/P8	BLACK	7021528039054	-
803906	RFOU 0.6/1kV 4X 240/120mm ² P1/P8	BLACK	7021528039061	-

Electrical values power cables

Number of elements	Cross section core, mm ²	Cross section screen, mm ²	Conductor type 2	Max. conductor resistance at 20°C, Ohm/km	Max. conductor resistance at 90°C, Ohm/km	Reactance at 50Hz, Ohm/km	Reactance at 60Hz, Ohm/km	Current rating IEC 60092-352 Table B.4, Ampere	Short circuit rating 1 second, Ampere
1	16	2.5	STCC	1.16	1.48	0.116	0.139	96	2240
1	25	4	STCC	0.734	0.936	0.112	0.134	127	3500
1	35	6	STCC	0.529	0.675	0.106	0.127	157	4900
1	50	6	STCC	0.391	0.499	0.103	0.123	196	7000
1	70	6	STCC	0.27	0.344	0.100	0.120	242	9800
1	95	10	STCC	0.195	0.249	0.097	0.116	293	13300
1	120	10	STCC	0.154	0.196	0.094	0.113	339	16800
1	150	10	STCC	0.126	0.161	0.092	0.110	389	21000

www.drakaMOG.com



FlexFlame RFOU 0,6/1kV P1/P8 Power cable

Number of elements	Cross section core, mm ²	Cross section screen, mm ²	Conductor type 2	Max. conductor resistance at 20°C, Ohm/km	Max. conductor resistance at 90°C, Ohm/km	Reactance at 50Hz, Ohm/km	Reactance at 60Hz, Ohm/km	Current rating IEC 60092-352 Table B.4, Ampere	Short circuit rating 1 second, Ampere
1	185	10	STCC	0.1	0.128	0.091	0.109	444	25900
1	240	16	STCC	0.0762	0.0972	0.090	0.109	522	33600
1	300	16	STCC	0.0607	0.0774	0.089	0.107	601	42000
2	1.5	4	STCC	12.2	15.6	0.110	0.132	20	210
3G	1.5	-	STCC	12.2	15.6	0.110	0.132	20	210
4G	1.5	-	STCC	12.2	15.6	0.110	0.132	16	210
3	1.5	4	STCC	12.2	15.6	0.110	0.132	16	210
4	1.5	6	STCC	12.2	15.6	0.110	0.132	16	210
5	1.5	6	STCC	12.2	15.6	0.110	0.132	13.5	210
7	1.5	6	STCC	12.2	15.6	0.110	0.132	12	210
12	1.5	10	STCC	12.2	15.6	0.110	0.132	10	210
19	1.5	10	STCC	12.2	15.6	0.110	0.132	8.5	210
27	1.5	10	STCC	12.2	15.6	0.110	0.132	7.5	210
37	1.5	16	STCC	12.2	15.6	0.110	0.132	7	210
7G	1.5	-	STCC	12.2	15.6	0.110	0.132	12.5	210
2	2.5	4	STCC	7.56	9.64	0.103	0.123	26	350
3G	2.5	-	STCC	7.56	9.64	0.103	0.123	26	350
3	2.5	6	STCC	7.56	9.64	0.103	0.123	21	350
4G	2.5	-	STCC	7.56	9.64	0.103	0.123	21	350
5G	2.5	-	STCC	7.56	9.64	0.103	0.123	21	350
4	2.5	6	STCC	7.56	9.64	0.103	0.123	21	350
7	2.5	6	STCC	7.56	9.64	0.103	0.123	15.5	350
12	2.5	10	STCC	7.56	9.64	0.103	0.123	13	350
19	2.5	10	STCC	7.56	9.64	0.103	0.123	11	350
27	2.5	16	STCC	7.56	9.64	0.103	0.123	10	350
7G	2.5	-	STCC	7.56	9.64	0.103	0.123	16.5	350
2	4	6	STCC	4.7	5.99	0.096	0.115	34	560
3	4	6	STCC	4.7	5.99	0.096	0.115	28	560
4	4	6	STCC	4.7	5.99	0.096	0.115	28	560
5	4	6	STCC	4.7	5.99	0.096	0.115	23.5	560
3G	4	-	STCC	4.7	5.99	0.096	0.115	34	560
2	6	6	STCC	3.11	3.97	0.090	0.108	44	840
3	6	6	STCC	3.11	3.97	0.090	0.108	36	840
4	6	6	STCC	3.11	3.97	0.090	0.108	36	840
4G	6	-	STCC	3.11	3.97	0.090	0.108	36	840
3G	6	-	STCC	3.11	3.97	0.090	0.108	44	840
5G	6	-	STCC	3.11	3.97	0.090	0.108	36	840
2	10	10	STCC	1.84	2.35	0.084	0.101	61	1400
3	10	10	STCC	1.84	2.35	0.084	0.101	50	1400
4	10	10	STCC	1.84	2.35	0.084	0.101	50	1400
5G	10	-	STCC	1.84	2.35	0.084	0.101	50	1400
4G	10	-	STCC	1.84	2.35	0.084	0.101	50	1400
2	16	16	STCC	1.16	1.48	0.080	0.096	80	2240
3	16	16	STCC	1.16	1.48	0.080	0.096	67	2240
4	16	16	STCC	1.16	1.48	0.080	0.096	67	2240
4G	16	-	STCC	1.16	1.48	0.080	0.096	67	2240
5G	16	-	STCC	1.16	1.48	0.080	0.096	67	2240
2	25	16	STCC	0.734	0.936	0.079	0.095	108	3500
3	25	16	STCC	0.734	0.936	0.079	0.095	89	3500



FlexFlame RFOU 0,6/1kV P1/P8 Power cable

Number of elements	Cross section core, mm ²	Cross section screen, mm ²	Conductor type 2	Max. conductor resistance at 20°C, Ohm/km	Max. conductor resistance at 90°C, Ohm/km	Reactance at 50Hz, Ohm/km	Reactance at 60Hz, Ohm/km	Current rating IEC 60092-352 Table B.4, Ampere	Short circuit rating 1 second, Ampere
4	25	16	STCC	0.734	0.936	0.079	0.095	89	3500
4G	25	-	STCC	0.734	0.936	0.079	0.095	89	3500
5G	25	-	STCC	0.734	0.936	0.079	0.095	89	3500
2	35	16	STCC	0.529	0.675	0.076	0.092	133	4900
3	35	16	STCC	0.529	0.675	0.076	0.092	110	4900
4	35	16	STCC	0.529	0.675	0.076	0.092	110	4900
4G	35	-	STCC	0.529	0.675	0.076	0.092	110	4900
3	50	25	STCC	0.391	0.499	0.076	0.092	137	7000
4	50	25	STCC	0.391	0.499	0.076	0.092	137	7000
4G	50	-	STCC	0.391	0.499	0.076	0.092	137	7000
5G	50	-	STCC	0.391	0.499	0.076	0.092	137	7000
2	70	35	STCC	0.27	0.344	0.075	0.091	206	9800
3	70	35	STCC	0.27	0.344	0.075	0.091	169	9800
4	70	35	STCC	0.27	0.344	0.075	0.091	169	9800
4G	70	-	STCC	0.27	0.344	0.075	0.091	169	9800
5G	70	-	STCC	0.27	0.344	0.075	0.091	169	9800
5	70	35	STCC	0.27	0.344	0.075	0.091	141.5	9800
2	95	50	STCC	0.195	0.249	0.073	0.088	249	13300
3	95	50	STCC	0.195	0.249	0.073	0.088	205	13300
4	95	50	STCC	0.195	0.249	0.073	0.088	205	13300
4G	95	-	STCC	0.195	0.249	0.073	0.088	205	13300
2	120	60	STCC	0.154	0.196	0.072	0.086	288	16800
3	120	60	STCC	0.154	0.196	0.072	0.086	237	16800
3	150	60	STCC	0.126	0.161	0.072	0.087	272	21000
4	120	60	STCC	0.154	0.196	0.072	0.086	237	16800
4G	120	-	STCC	0.154	0.196	0.072	0.086	237	16800
3	185	50	STCC	0.1	0.128	0.072	0.086	311	25900
4G	150	-	STCC	0.126	0.161	0.072	0.087	272	21000
4G	185	-	STCC	0.1	0.128	0.072	0.086	311	25900
3	240	50	STCC	0.0762	0.0972	0.072	0.086	365	33600
4G	240	-	-	0.0762	0.0972	0.080	0.095	365	33600
4	185	95	STCC	0.1	0.1275	0.081	0.098	311	25900
4	240	120	-	0.0762	0.0972	0.080	0.095	365	33600

Ambient temperature correction factors

Ambient Temp °C	35	40	45	50	55	60	65	70	75	80
Rating factor	1.10	1.05	1.00	0.94	0.88	0.82	0.74	0.67	0.58	0.47

Installation recommendations

Minimum Bending Radius during Installation	Minimum Bending Radius Fixed Installed	Maximum Tensile Load During Installation	Minimum Installation Temperature
8 x D	6 x D	50 N /mm ²	-20°C



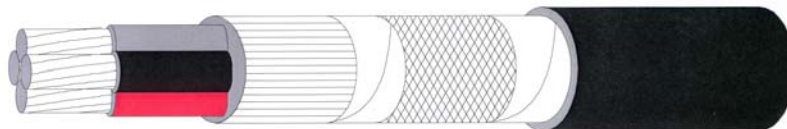
FlexFlame RFOU 0,6/1kV P1/P8 Power cable

Flame retardant halogen-free power cable. Mud resistant

RFOU 0,6/1kV

EPR/EPR/TCWB/EVA

NEK 606 CodeP1/P8



Operating temperature : 90°C
Operating Voltage : 0,6/1kV

Application

Fixed installation for power, control and lightning in both EX- and safe areas, general purposes. For installations in areas exposed to MUD and drilling/cleaning fluids.

Standards applied

IEC 60502-1	- Design
IEC 60228 class 2	- Conductor
IEC 60092-351	- Insulation
IEC 60092-359	- Sheath
IEC 60332-1	- Flame Retardant
IEC 60332-3-22	- Flame Retardant
IEC 60754-1,2	- Halogen Free
IEC 61034-1,2	- Low Smoke

Construction

	Code Letter	
Conductor		Tinned stranded circular copper (STCC), IEC 60228 class 2
Insulation	R	EP-rubber, IEC 60092-351 (EPR)
Lay up / Shielding		Cores laid up in concentric layers
Inner covering	F	Flame retardant and halogen-free thermoset compound
Tape over inner covering		PET tape
Armour/screen	O	Tinned copper wire braid
Tape over armour/screen		PET tape
Outer sheath	U	Flame retardant, halogen-free and mud resistant thermoset compound, SHF2 (IEC 60092-359)
Marking text		E.g. "meter" "year" DRAKA NORSK KABEL RFOU 0,6/1KV P1/P8 1 x 500/25 mm2 IEC 60332-3-22
Outer sheath colour		Black



FlexFlame RFOU 0,6/1kV P1/P8 Power cable

Core identification power cables

Single core	Grey (Offwhite)
Two cores	Grey (Offwhite) - Black
Three cores	Grey (Offwhite) - Black - Red
Four cores	Grey (Offwhite) - Black - Red - Blue
Five cores	Grey (Offwhite) - Black - Red - Blue - Black
Above five cores	Black numbers on white base
Separate earth core	Yellow/green

G / x in cable description G = one of the core are yellow/green - x = no yellow/green core

Range and dimensions

Number of elements	Cross section core, mm ²	Cross section screen, mm ²	Conductor Diameter, mm	Insulation Thickness, mm	Thickness Inner covering, mm	Diameter inner covering, mm	Diameter Braid Wire, mm	Thickness Outer Sheath, mm	Diameter outer sheath, mm	Weight of Cable Approx. (Kg/Km)	Copper content Approx. (kg/km)
1	400	25	26.00	2.4	1.4	34.5 ± 1.5	0.4	2.1	40.5 ± 2	5050	3936
1	500	25	29.0	2.4	1.4	37.5 ± 1.5	0.4	2.2	44 ± 2	6180	4894
1	630	25	32.80	2.4	1.4	41.5 ± 2	0.4	2.3	48 ± 2	7610	6167

Ordering information

Part number	Description	Sheath Colour	EAN No. DNK	EL No.
800011	RFOU 0.6/1kV 1X 400/25 P1/P8	BLACK	7021528000115	-
800012	RFOU 0.6/1kV 1X 500/25 P1/P8	BLACK	7021528000122	-
800013	RFOU 0.6/1kV 1X 630/25 P1/P8	BLACK	7021528000139	-

Electrical values power cables

Number of elements	Cross section core, mm ²	Cross section screen, mm ²	Conductor type 2	Max. conductor resistance at 20°C, Ohm/km	Max. conductor resistance at 90°C, Ohm/km	Reactance at 50Hz, Ohm/km	Reactance at 60Hz, Ohm/km	Current rating IEC 60092-352 Table B.4, Ampere	Short circuit rating 1 second, Ampere
1	400	25	STCC	0.0475	0.0606	0.087	0.104	720	56000
1	500	25	STCC	0.0369	0.0471	0.085	0.103	780	70000
1	630	25	STCC	0.0286	0.0365	0.083	0.100	780	88200

Ambient temperature correction factors

Ambient Temp °C	35	40	45	50	55	60	65	70	75	80
Rating factor	1.10	1.05	1.00	0.94	0.88	0.82	0.74	0.67	0.58	0.47

Installation recommendations

Minimum Bending Radius during Installation	Minimum Bending Radius Fixed Installed	Maximum Tensile Load During Installation	Minimum Installation Temperature
8 x D	6 x D	50 N /mm ²	-20°C



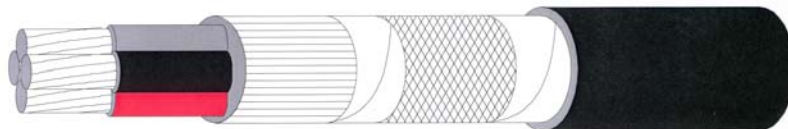
FlexFlame RFOU 0,6/1kV P1/P8 Power cable

Flame retardant halogen-free power cable. Mud resistant

RFOU 0,6/1kV

EPR/EPR/TCWB/EVA

NEK 606 CodeP1/P8



Operating temperature : 90°C
Operating Voltage : 0,6/1kV

Application

Fixed installation for power, control and lightning in both EX- and safe areas, general purposes. For installations in areas exposed to MUD and drilling/cleaning fluids.

Standards applied

IEC 60092-353	- Design
IEC 60228 class 2	- Conductor
IEC 60092-351	- Insulation
IEC 60092-359	- Sheath
IEC 60332-1	- Flame Retardant
IEC 60332-3-22	- Flame Retardant
IEC 60754-1,2	- Halogen Free
IEC 61034-1,2	- Low Smoke

Construction

	Code Letter	
Conductor		Tinned stranded circular copper (STCC), IEC 60228 class 2
Insulation	R	EP-rubber, IEC 60092-351 (EPR)
Lay up / Shielding		Cores laid up in concentric layers
Inner covering	F	Flame retardant and halogen-free thermoset compound
Tape over inner covering		PET tape + rubberized Polyamide tape
Armour/screen	O	Two layers of tinned copper wire braid (double braid)
Tape over armour/screen		PET tape + rubberized Polyamide tape
Outer sheath	U	Flame retardant, halogen-free and mud resistant thermoset compound, SHF2 (IEC 60092-359)
Marking text		E.g. "meter" "år" DRAKA NORSK KABEL RFOU 0,6/1kV P1/P8 3 x 185/95 mm ² IEC 60332-3-22 ETL Classified No. 3067229
Outer sheath colour		Black



FlexFlame RFOU 0,6/1kV P1/P8 Power cable

Core identification power cables

Single core	Grey (Offwhite)
Two cores	Grey (Offwhite) - Black
Three cores	Grey (Offwhite) - Black - Red
Four cores	Grey (Offwhite) - Black - Red - Blue
Five cores	Grey (Offwhite) - Black - Red - Blue - Black
Above five cores	Black numbers on white base
Separate earth core	Yellow/green

G / x in cable description G = one of the core are yellow/green - x = no yellow/green core

Range and dimensions

Number of elements	Cross section core, mm ²	Cross section screen, mm ²	Conductor Diameter, mm	Insulation Thickness, mm	Thickness Inner covering, mm	Diameter inner covering, mm	Diameter Braid Wire, mm	Thickness Outer Sheath, mm	Diameter outer sheath, mm	Weight of Cable Approx. (Kg/Km)	Copper content Approx. (kg/km)
3	185	95	17.70	2.0	1.6	50.5 ± 2.5	0.5	2.7	59.5 ± 2.5	9220	6278
3	150	70	15.9	1.8	1.6	45.5 ± 2	0.4	2.6	54 ± 2.5	7380	4904
4	150	70	15.9	1.8	2	51.5 ± 2.5	0.4	2.8	60.5 ± 3	9310	6288
3	240	120	20.15	2.2	1.8	57.5 ± 2.5	0.6	3	67.5 ± 3	11820	8063

Ordering information

Part number	Description	Sheath Colour	EAN No. DNK	EL No.
800093	RFOU 0.6/1kV 3X 185/95 P1/P8	BLACK	7021528000931	-
800102	RFOU 0.6/1kV 3X 150/70 P1/P8	BLACK	7021528001020	-
800109	RFOU 0.6/1kV 4X 150/70 P1/P8	BLACK	7021528001099	-
800112	RFOU 0.6/1kV 3X 240/120 P1/P8	BLACK	7021528001129	-

Electrical values power cables

Number of elements	Cross section core, mm ²	Cross section screen, mm ²	Conductor type 2	Max. conductor resistance at 20°C, Ohm/km	Max. conductor resistance at 90°C, Ohm/km	Reactance at 50Hz, Ohm/km	Reactance at 60Hz, Ohm/km	Current rating IEC 60092-352 Table B.4, Ampere	Short circuit rating 1 second, Ampere
3	185	95	STCC	0.1	0.128	0.072	0.086	311	25900
3	150	70	STCC	0.126	0.161	0.072	0.087	272	21000
4	150	70	STCC	0.126	0.161	0.072	0.087	272	21000
3	240	120	STCC	0.0762	0.0972	0.072	0.086	365	33600

Ambient temperature correction factors

Ambient Temp °C	35	40	45	50	55	60	65	70	75	80
Rating factor	1.10	1.05	1.00	0.94	0.88	0.82	0.74	0.67	0.58	0.47

Installation recommendations

Minimum Bending Radius during Installation	Minimum Bending Radius Fixed Installed	Maximum Tensile Load During Installation	Minimum Installation Temperature
8 x D	6 x D	50 N /mm ²	-20°C